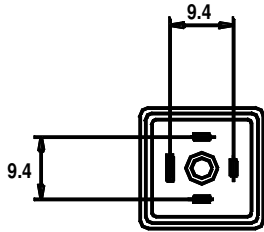


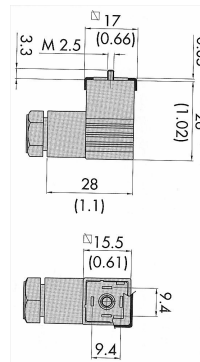
Industrial Form C – 9.4mm Connectors


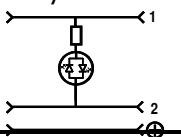
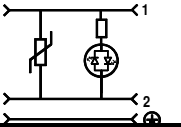
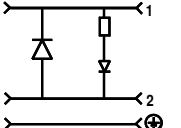
For Solenoid Valve Applications

Connectors



GROUND PIN LOCATION can be rotated 90° when the connector is wired.



Part Numbers	Poles	Gland Size	12-24V	110-130V
Without Components 	3	Pg9 (.24" to .32")	P2-NZ2-000	P2-NZ2-000
	4	Pg9 (.24" to .32")	P2-NZ3-000	P2-NZ3-000
LED Only 	3	Pg9 (.24" to .32")	P2-TZ2-L01	P2-TZ2-L02
Varistor & LED 	3	Pg9 (.24" to .32")	P2-TZ2-VL1	P2-TZ2-VL2
Diode & LED 	3	Pg9 (.24" to .32")	P2-TZ2-DL1	P2-TZ2-DL2

Technical Information

Connection Voltage	As Listed in Drawing	Max Wire Size	16 AWG
Nominal Power	10A (16A Maximum)	Center Screw	M3 x 28.5mm
Insulation Group	VDC 0110 1/89 Class C	Temperature Range	-2° to +176° F
Connector Material	Glass Reinforced Polypropylene	Varistor Clamp – 24/110	34V / 185V
Protection Rating	IP 65; IP 67 on Request	Diode Type	1N4007
Contact Resistance	≤ 4 mΩ	Rectifier Factor	X .9